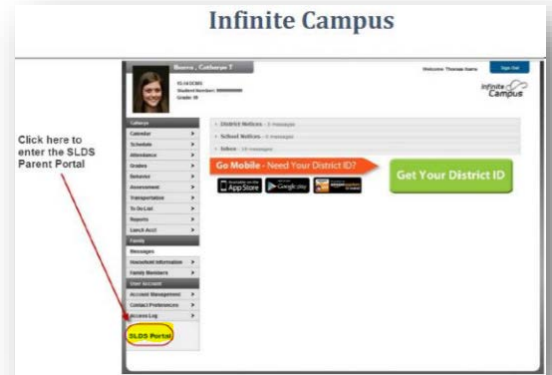


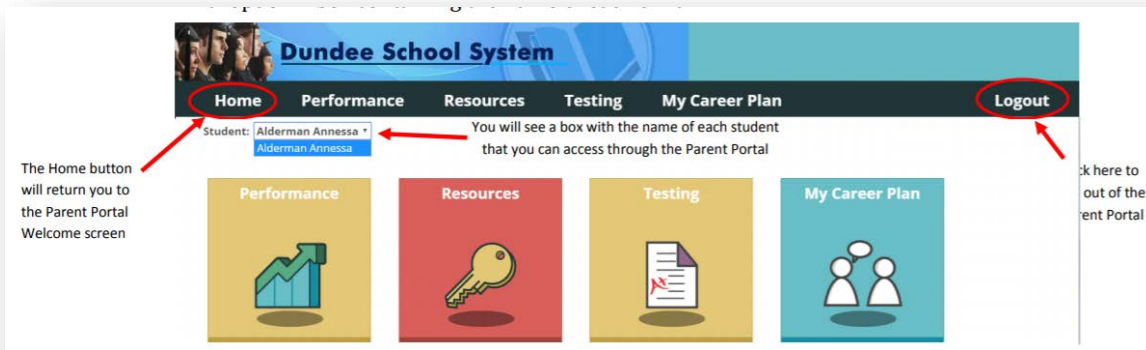
How to Access the Georgia SLDS Parent Portal

Parents can access the Georgia SLDS Parent Portal by following these steps:



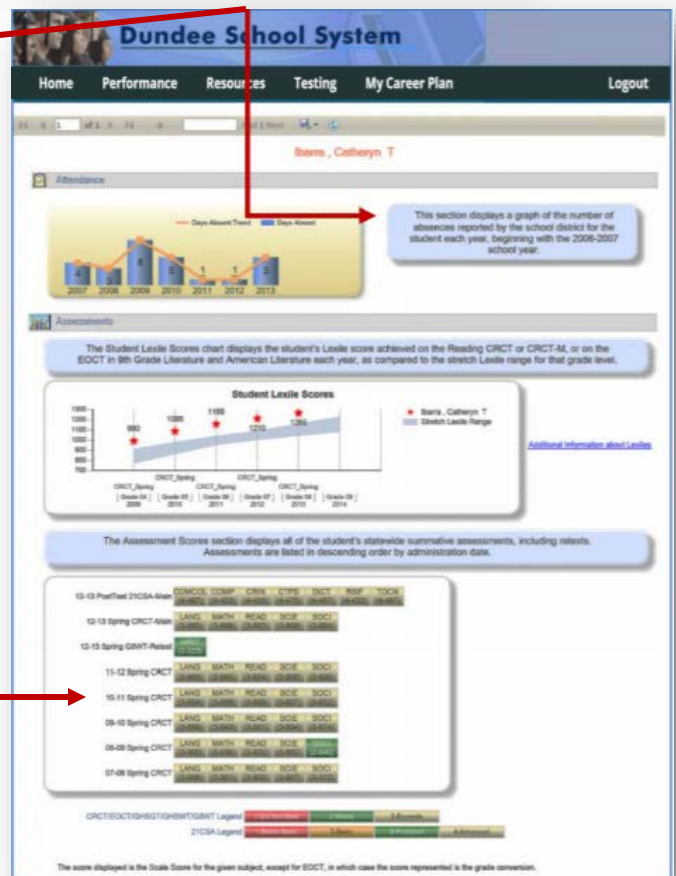
1. Login to the District's Student Information System Parent Portal.
<https://campus.henry.k12.ga.us/campus/portal/henry.jsp>
2. Click the **SLDS Portal** button at the bottom of the list on the left side of the student's page.

3. After clicking the **SLDS Portal** button, the **Parent Portal Welcome Page** will open. If you have access to more than one child in the district portal, you will see a dropdown box containing the name of each child.



Student Performance Dashboard

To see your child's attendance history and statewide summative test history, click the Student Performance icon under the child's name. After clicking the icon, your child's Student Performance Dashboard will be displayed. There are blue textboxes above or beside each section of the dashboard to assist you in understanding the data displayed in each section.



Assessment Scores

The Assessment Scores Section displays all of your child's statewide summative assessments in color-coded test result boxes. Each test result box contains the abbreviated subject-area of the test, as well as the scale score (and grade conversion for the Milestones EOC tests) that the student achieved on the test.